

GenOA week 2023

Come creare una pubblicazione "green open access"

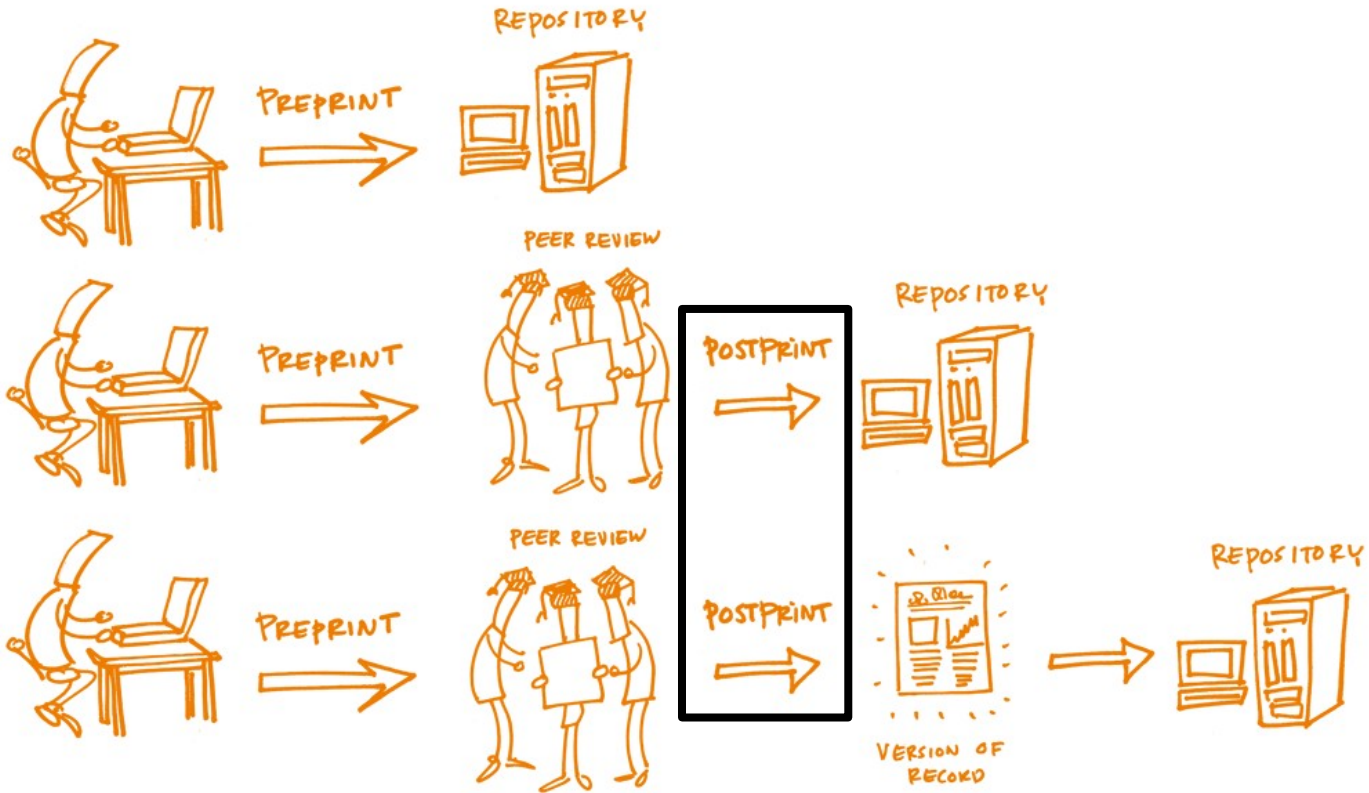
lucio.marinelli@unige.it




**Università
di Genova**

DINOEMI DIPARTIMENTO
DI NEUROSCIENZE, RIABILITAZIONE, OFTALMOLOGIA,
GENETICA E SCIENZE MATERNO-INFANTILI

MODES OF SELF-ARCHIVING





3 diverse tipologie di riviste

Gold

Tutti gli articoli sono disponibili per tutti sul sito della rivista



OK

Tutti queste riviste sono indicizzate in DOAJ
<https://www.doaj.org/>

Hybrid

Alcuni articoli sono gratuiti, altri vanno pagati individualmente o tramite abbonamento alla rivista



La rivista offre l'opzione a pagamento durante la sottomissione o una volta accettato ●

Subscription

Tutti gli articoli vanno pagati individualmente o tramite abbonamento alla rivista



Indispensabile pubblicare il post-print in modalità green open access! ● ●



Open Access
on the journal website

(gold OA)

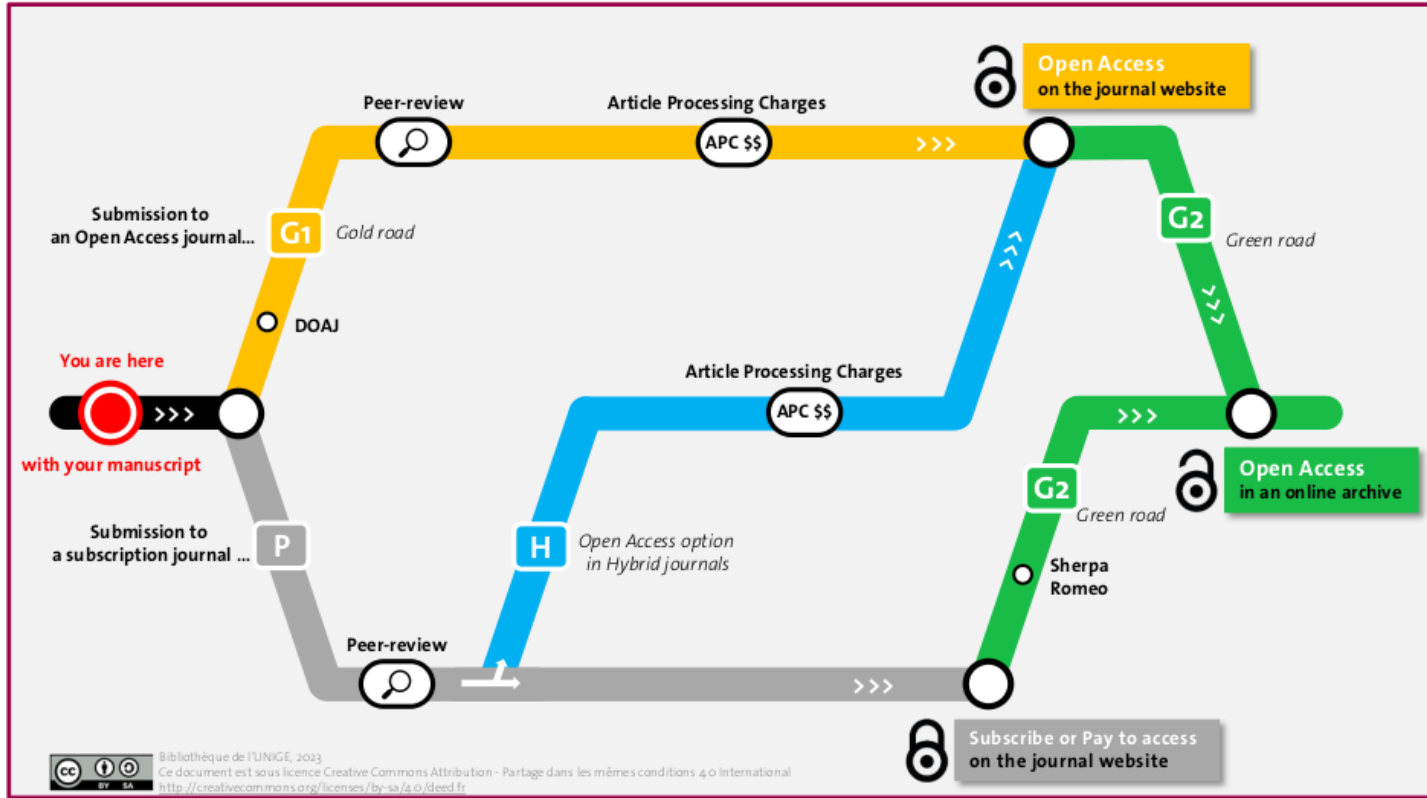


Open Access
in archive ouverte

(green OA)

! A fee is very often required !

Free, but restrictions (version, delay)



Ingiustizie

- Il ricercatore ottiene i fondi, studia la letteratura scientifica, progetta lo studio, lo esegue, analizza i dati, li discute e scrive il lavoro
- Il ricercatore fa da peer-reviewer e da editor gratuitamente
- Il ricercatore deve anche pagare perché il suo lavoro venga pubblicato!

- Il costo reale per pubblicare un articolo è inferiore a \$400
- La article processing charge (APC) richiesta da molti publisher è molto più alta e aumenta proporzionalmente all'impact factor della rivista
- I publisher ottengono un margine di profitto ingiustificatamente alto!

Welcome to Sherpa Romeo

Sherpa Romeo is an online resource that aggregates and analyses publisher open access policies from around the world and provides summaries of publisher copyright and open access archiving policies on a journal-by-journal basis.

Enter a journal title or issn, or a publisher name below:

Journal Title or ISSN

Search

Publisher Name

Search

Browse by Country


Browse by Publisher

<https://v2.sherpa.ac.uk/romeo/>


Neurology[®]

Published Version - Option A


 OA Fee This option has an Open Access fee associated with it


 OA Publishing This option includes Open Access publishing

 Embargo No embargo

 Licence CC BY-NC-ND v4.0

 Copyright Owner Authors


 Publisher Deposits

 Locations

Any Website

Named Repository (PubMed Central)

Journal Website

 Conditions Published source must be acknowledged with citation

(CCBY-NC-ND)	(CCBY)
\$ 3,800	\$ 4,600



Published Version

- Option B



Prerequisite Funders

[National Institutes of Health](#)

[Howard Hughes Medical Institute](#)

[Canadian Institutes of Health Research](#)



Embargo

12 months



Licence

CC BY-NC-ND v4.0



Locations

Named Repository (PubMed Central)

Neurology[®]



Published Version

- Option C



Prerequisite Funders

[Austrian Science Fund](#)

[World Bank](#)



Embargo

12 months



Licence

CC BY v4.0



Locations

Named Repository (PubMed Central)


Neurology[®]

Post-print green
open access

 Accepted Version

 Prerequisites

If Required by Institution

 Embargo

12 months

 Locations


Institutional Repository



 Submitted Version 

 Embargo

No embargo


 Locations

Named Repository (medRxiv)

Preprint Repository

 Conditions

Must inform publisher at submission



Manoscritto

Tabelle

Figure

Correzioni
dei revisori

Link alla VOR

Licenza CC



Electromyographic patterns of paratonia in normal subjects and in patients with mild cognitive impairment or Alzheimer's disease

Lucio Marinelli^{ab}, Carlo Trompetto^{ac}, Luca Puce^a, Fiammetta Monacelli^{de}, Laura Mori^{bc},

Carlo Serrati^f, Francesco Fattapposta^g, Maria Felice Ghilardi^h, Antonio Curraⁱ

^a Department of Neuroscience, Rehabilitation, Ophthalmology, Genetics, Maternal and Child Health, University of Genoa, Genova, Italy

^b IRCCS Ospedale Policlinico San Martino, Department of Neuroscience, Division of Clinical Neuropsychology, Genova, Italy

^c IRCCS Ospedale Policlinico San Martino, Department of Neuroscience, Division of Neurorehabilitation, Genova, Italy

^d Department of Internal Medicine, University of Genoa, Genova, Italy

^e IRCCS Ospedale Policlinico San Martino, Department of Internal Medicine, Division of Geriatrics, Genova, Italy

^f Department of Neurology, Imperia Hospital, Imperia, Italy

^g Department of Human Neurosciences, Sapienza University of Rome, Roma, Italy

^h Department of Physiology, Pharmacology & Neuroscience, CUNY School of Medicine, New York, NY, USA

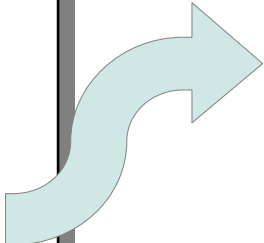
ⁱ Department of Medical-Surgical Sciences and Biotechnologies, A. Fiorini Hospital, Terracina, LT, Sapienza University of Rome, Polo Pontino, Latina, Italy

Correspondence to Lucio Marinelli, MD, PhD

*Department of Neuroscience, Rehabilitation, Ophthalmology, Genetics, Maternal and Child Health University of Genoa, Largo Danco 3, 16132 Genova, Italy
Phone: +39 010 555 5648; E-mail: lucio.marinelli@unige.it*

Running title: "Electromyographic activity in paratonia"

This manuscript has been published in "Journal of Alzheimer's Disease" with doi 10.3233/JAD-215526 following journal's requirements for green open access publishing <https://www.j-alz.com/oamandate> and <https://v2.sherpa.ac.uk/id/publication/2004>



This manuscript has been published in "Journal of Alzheimer's Disease" with doi 10.3233/JAD-215526 following journal's requirements for green open access publishing <https://www.j-alz.com/oamandate> and <https://v2.sherpa.ac.uk/id/publication/2004>

Scheda breve

Scheda completa

Scheda completa (DC)



Anno

2022

Appare nelle tipologie:

01.01 - Articolo su rivista

File in questo prodotto:

Validazione

File

Dimensione

Formato

✓ Validato

35431243.pdf [accesso aperto](#)

481.19 kB

Adobe PDF

[Visualizza/Apri](#)

Descrizione: green open access full text

Trasferimento sito docente: Sì

Tipologia: Documento in Post-print

Handle: <https://hdl.handle.net/11567/1081676>

I documenti in IRIS sono protetti da copyright e tutti i diritti sono riservati, salvo diversa indicazione.

<https://dissem.in>
login istituzionale o con ORCID



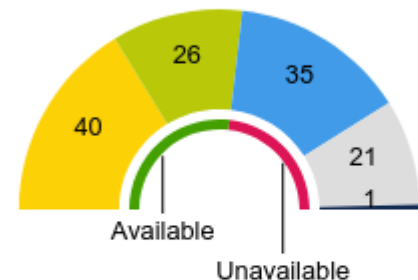
Welcome to Dissemin

Dissemin detects papers behind paywalls and helps their authors to upload them in one click to an open repository.

Advanced search

Statistics

123 papers found



- Available from the publisher 40
- Available from the author 26
- Could be shared by the authors 35
- Unknown/unclear sharing policy 21
- Publisher forbids sharing 1

Green Open Access



Many researchers do not use their right to make their papers freely available online, in addition to the paywalled version of traditional publishers.

Uploading your papers to open repositories has significant advantages:


1. Your research is available to everyone, increasing your readership and impact.
2. You help universities abandon overpriced journal subscriptions.

Open Repositories

Uploading your papers on your own webpage is not enough. Your papers are easier to find and more secure in the long-term when uploaded to arXiv, Zenodo or institutional repositories.




Metodo Scientifico



Conoscenza della
realtà oggettiva,
affidabile,
verificabile e
condivisibile

Galileo Galilei



GenOA week 2023

23/10/2023

*This presentation includes 17 slides and is licensed
under CC BY 4.0*



**Università
di Genova**

DINOEMI DIPARTIMENTO
DI NEUROSCIENZE, RIABILITAZIONE, OFTALMOLOGIA,
GENETICA E SCIENZE MATERNO-INFANTILI